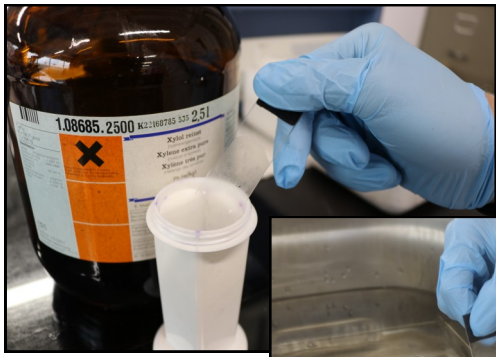






OaCP

OaCP FAST TUTORIAL

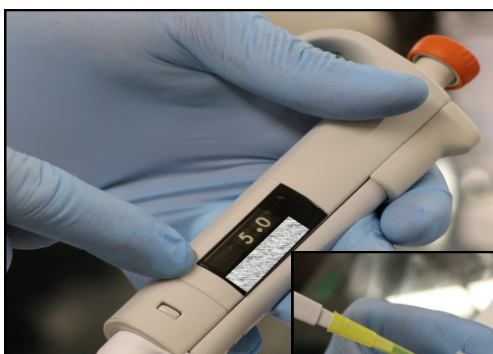
For Rapid-ISH and Smart-ISH products





Pretreat the samples according to your protocol or to the OaCP suggested protocols



Add about 2ul of probe (1ul to 3ul according to the sample size)



Add about 5ul of **Rapid-ISH** or **Smart-ISH** to the probe



Mix directly upon the sample and cover with coverglass

Seal with a vinylic glue, and run the Denaturation/Hybridization step according to the **Rapid-ISH** or **Smart-ISH** protocol.
For the post hybridization phase, refer to your protocol or to the OaCP suggested protocols