




**Oncology and Cytogenetic
Products**

OaCP S.R.L.

Viale Fanin, 48, Bologna

m@il: ask@oacp.it

www.oacp.it



The DoMo Genetics Line

D  **M** 
Genetics

Improve the efficiency of ISH test:

reduce the costs and save time



Smart-ISH Solve

Contains:

1 Vial 100ul (20 test)

REF: 200175

**All the reagents included in the DoMo Genetics line
are protected by current intellectual property laws.**

Patent pending (Di Oto E., Monti V., Asioli S.)

Protocol (FFPE tissues:)

FOR THE MAXIMUM PERFORMANCE CHANGE YOUR REAGENT BEFORE THE PROTOCOL START

Day 1)

Place the slides in a dry oven at 65 ° C for 30 minutes

Place in a dry oven at 65 ° C a coplin jar with 50ml of Xylene

Pre reheated a coplin jar with 50ml of Citrate Buffer pH8 at 98°C in the water bath

Pre reheated a coplin jar with 50ml of HCL 0.01N at 37°C in the water bath

Pre reheated a coplin jar with 100ml of SSC2X/NP40 1.5% a 75°C in the water bath

On the hybridization plate set the fixed temperature at 75 ° C

Incubate the slides on the plate at 75 ° C for 5 minutes, Immerse the slides in Xylene in oven at 65 ° C for 30 minutes

Proceed with 3 sequential washings of the slides with 50ml of xylene in a coplin at RT for 3 minutes / cad.

Dry the slides at RT for 5 minutes

Dehydrate the slides in 2 sequential steps in coplin with 50 ml of 100% ethanol for 5 minutes / Cad.

Dry the slides at RT for 5 minutes

Incubate the slides in Coplin with the citrate buffer at 98°C for 25 minutes in relation to the characteristics of the sample

Leave to cool the slides in the same coplin at RT for 10 minutes

Dissolve 0.250 g of Pepsin in the coplin with HCL at 37 ° C Then wash the slides in a quick dip into a Coplin with 50 ml of SSC2X

Incubate the slides in the Coplin at 37 ° C for about 30 minutes in relation to the characteristics of the sample

Then wash the slides in a quick dip into a Coplin with 50 ml of SSC2X

Dehydrate the slides in 3 sequential steps in a coplin with 50 ml of Ethanol 70% -85% -100% for 1 minute / Cad.

Dry the slides at RT for 5 minutes

On each slide affix 3 ul of probe and 5ul of **Smart-ISH BUFFER**

Cover the area with a cover slip and seal with rubber cement

Set on the hybridization plate a protocol which provides: Denaturation, temperature and time according to the prob specifications ; Hybridization, temperature according to the probe specifications,

time: o/n

Day 2)

Remove the coverslip and quickly wash slides in a Coplin with 50 ml of SSC2X at RT

Dip the slides in the coplin with SSC2X / 1.5% NP40 at 75 ° C for 3 minutes

quickly wash slides in a coplin with 50 ml of SSC2X at RT

Dehydrate the slides in 3 sequential steps in a coplin with 50 ml of Ethanol 70% -85% -100% for 1 minute / Cad.

Dry the slides at RT for 5 minutes

Affix 5-10 ul of DAPI on each slide, cover with coverslip

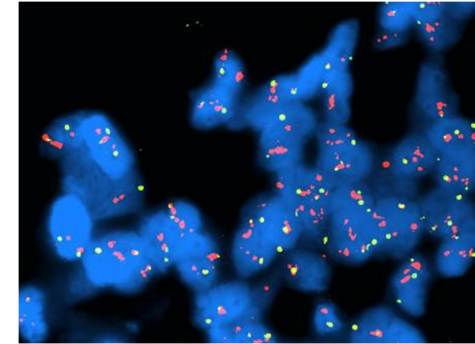
Ready for the observation under the microscope

Note

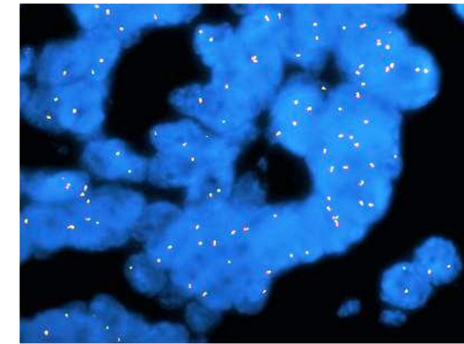
The SmartISH Solve Buffer should be brought to room temperature before use and resuspended to allow optimal mixing of the components.

Solutions should be stored between + 4 ° C and -20 ° C for better durability.

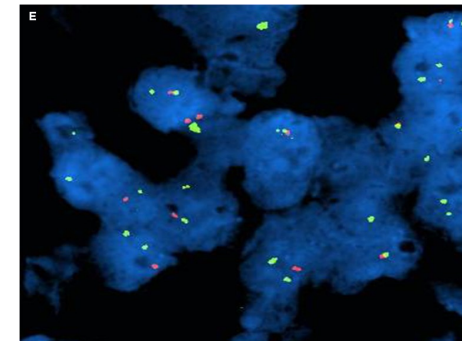
The transport of the solutions can take place at RT and / or + 4 ° C.



Her2 gene amplification



negative for ALK rearrangement



Chromosome deletion